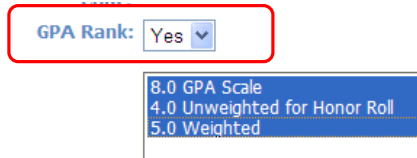


Q. What should I check in iPASS before running GPA Calculation?

A. The following GPA Calculation Checklist will help make sure everything is set up for calculating student GPA.

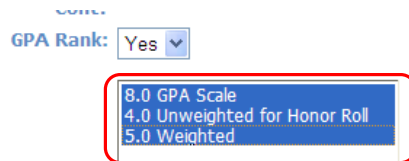
The **GPA Rank Yes/No** flag on the Course Catalog > Course Details screen should be set to YES for those courses that will calculate in a student GPA. Set to NO for those that don't calculate in GPA.



GPA Rank: Yes ▼

- 8.0 GPA Scale
- 4.0 Unweighted for Honor Roll
- 5.0 Weighted

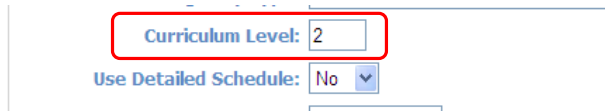
Select the **Grade Scales** in the box that you will use to calculate GPA for each course.



GPA Rank: Yes ▼

- 8.0 GPA Scale
- 4.0 Unweighted for Honor Roll
- 5.0 Weighted

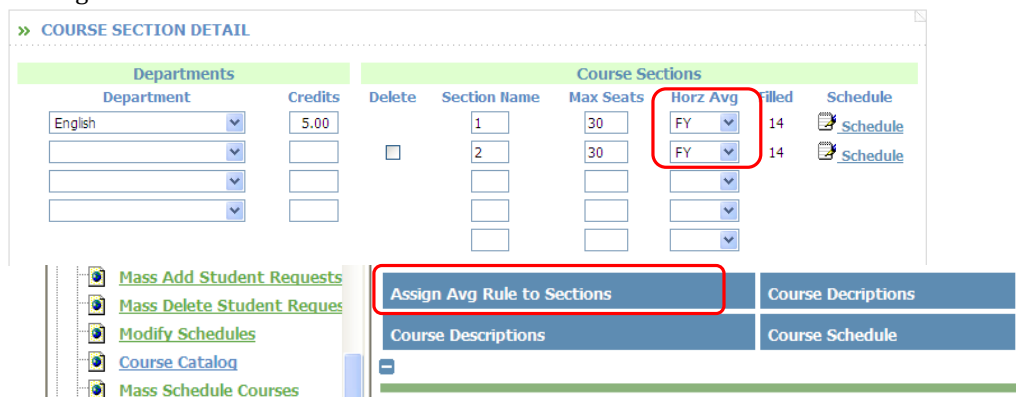
Check the **Curriculum Level** of each course for accuracy on the Course Details screen.



Curriculum Level: 2

Use Detailed Schedule: No ▼

Check the **Horizontal Average Rules** assigned to each section of each course for accuracy on the Course Details screen. This will insure the calculation is done correctly to each course at that point in the school year. If you want to set all of them or correct any errors for all courses at once, you may run the *Assign Average Rule to Sections* program in Course Catalog.



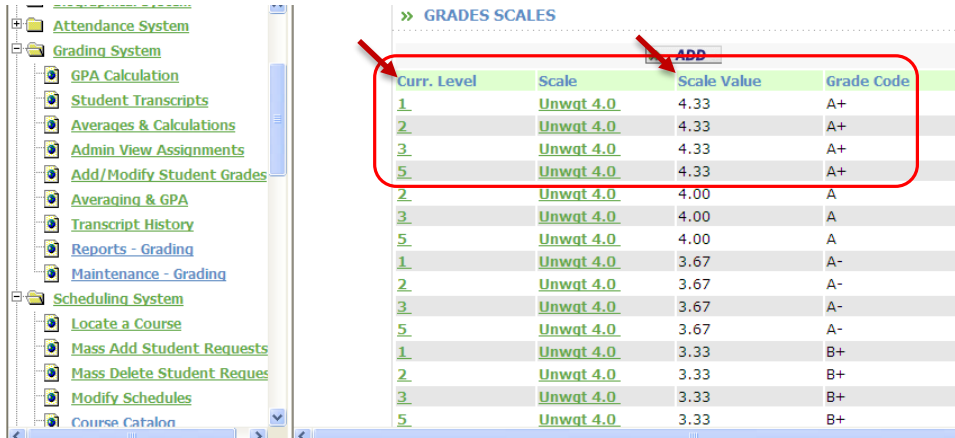
COURSE SECTION DETAIL

Departments		Course Sections					
Department	Credits	Delete	Section Name	Max Seats	Horz Avg	illed	Schedule
English	5.00		1	30	FY	14	Schedule
		<input type="checkbox"/>	2	30	FY	14	Schedule

[Mass Add Student Requests](#) | [Assign Avg Rule to Sections](#) | [Course Descriptions](#)
[Mass Delete Student Requests](#) | [Course Descriptions](#) | [Course Schedule](#)
[Modify Schedules](#)
[Course Catalog](#)
[Mass Schedule Courses](#)

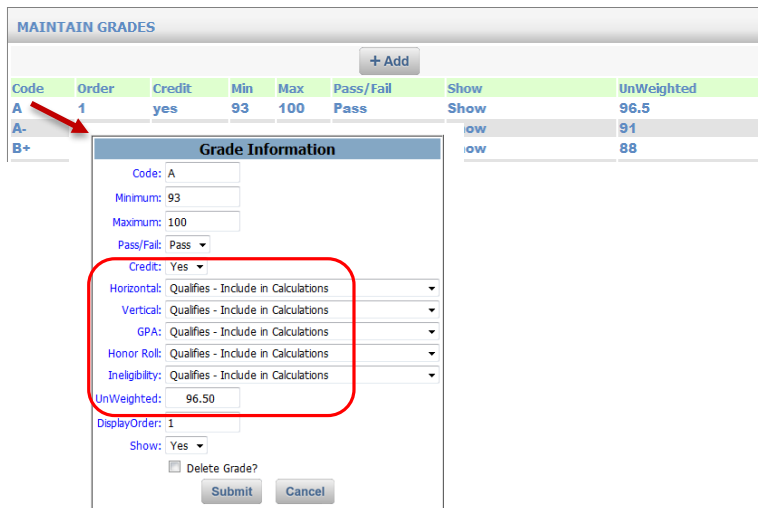


Check your **Grade Scale Values** for each Curriculum Level for accuracy in Grading System > Maintenance - Grading > Grade Scales.



Curr. Level	Scale	Scale Value	Grade Code
1	Unwqt 4.0	4.33	A+
2	Unwqt 4.0	4.33	A+
3	Unwqt 4.0	4.33	A+
5	Unwqt 4.0	4.33	A+
2	Unwqt 4.0	4.00	A
3	Unwqt 4.0	4.00	A
5	Unwqt 4.0	4.00	A
1	Unwqt 4.0	3.67	A-
2	Unwqt 4.0	3.67	A-
3	Unwqt 4.0	3.67	A-
5	Unwqt 4.0	3.67	A-
1	Unwqt 4.0	3.33	B+
2	Unwqt 4.0	3.33	B+
3	Unwqt 4.0	3.33	B+
5	Unwqt 4.0	3.33	B+

To find out if a grade is included in GPA calculation and what numeric value (UnWeighted value) will be used to calculate an Alpha grade, check the settings for the grade in the Grading System > Maintenance - Grading > Maintain Grades set up. Click on the grade Code to see the settings.



Code	Order	Credit	Min	Max	Pass/Fail	Show	UnWeighted
A	1	yes	93	100	Pass	Show	96.5
A-						ow	91
B+						ow	88

Grade Information

Code: A

Minimum: 93

Maximum: 100

Pass/Fail: Pass

Credit: Yes

Horizontal: Qualifies - Include in Calculations

Vertical: Qualifies - Include in Calculations

GPA: Qualifies - Include in Calculations

Honor Roll: Qualifies - Include in Calculations

Ineligibility: Qualifies - Include in Calculations

UnWeighted: 96.50

DisplayOrder: 1

Show: Yes

Delete Grade?

Submit Cancel

After you have run the GPA Calculation, review the **Detailed GPA Report** in My Reports for accuracy. If there are errors here, go back to the Course Details screen, make the corrections and re-calculate GPA.

Troubleshooting GPA Calculation:

The following table represents how iPASS calculates GPA. This can be set up in an Excel spreadsheet to help calculate the GPA value.



End of Year GPA			D	E	F	G	H
Course	Grade	Curric Level	Grade Scale Value	Credits	Horiz Avg	D1*E1*F1	E1*F1
English (final grade)	95	3	4.50	1.00	1.00	4.50	1.00
Math (final grade)	90	3	4.20	1.00	1.00	4.20	1.00
History (final grade)	80	3	3.20	1.00	1.00	3.20	1.00
						11.90	3.00
						G4/H4	3.966667

The Grade Scale value comes from the Grade Scales table based on the Grade and Curriculum Level.

The Credits come from the Course Catalog.

The Horizontal Average comes from the Horizontal Average Rules. If it's a final grade is would be 1.0. If the GPA is run during the school year, for courses not yet completed, the Horizontal Average Rules will count individual grades proportionally (ie. Q1 20%, Q2 20%, Mid-Term Exam 10%, Q3 20%, Q4 20%, Final Exam 10%).

Name School		Percentages
S1	High School	T1= 40.00% - T2= 40.00% - Ex1= 20.00%
S2	High School	T3= 40.00% - T4= 40.00% - Ex2= 20.00%
FY	High School	T1= 20.00% - T2= 20.00% - Ex1= 10.00% - T3= 20.00% - T4= 20.00% - Ex2= 10.00%

Mid-Year GPA			D	E	F	G	H
Course	Grade	Curric Level	Grade Scale Value	Credits	Horiz Avg	D1*E1*F1	E1*F1
English (Q1 grade)	93	3	4.50	1.00	0.20	0.90	0.20
English (Q2 grade)	90	3	4.20	1.00	0.20	0.84	0.20
English (Midterm Exam grade)	87	3	3.80	1.00	0.10	0.38	0.10
Math (Q1 grade)	90	3	4.20	1.00	0.20	0.84	0.20
Math (Q2 grade)	86	3	3.50	1.00	0.20	0.70	0.20
Math (Midterm Exam grade)	82	3	3.20	1.00	0.10	0.32	0.10
History (Q1 grade)	81	3	3.20	1.00	0.20	0.64	0.20
History (Q2 grade)	83	3	3.50	1.00	0.20	0.70	0.20
History (Midterm Exam grade)	85	3	3.50	1.00	0.10	0.35	0.10
						5.67	1.50
						G10/H10	3.780000

